

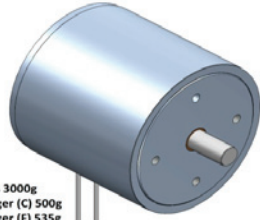
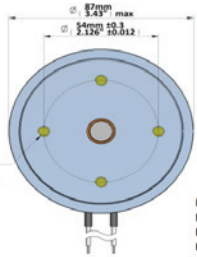
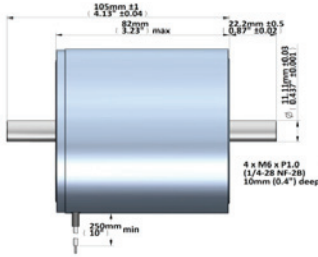


GEEPLUS

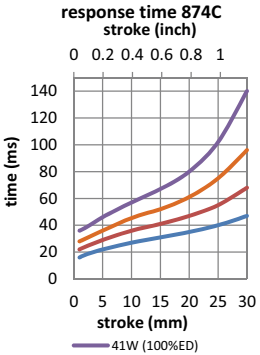
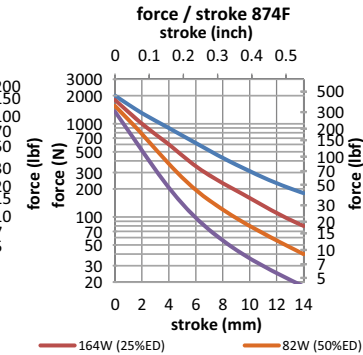
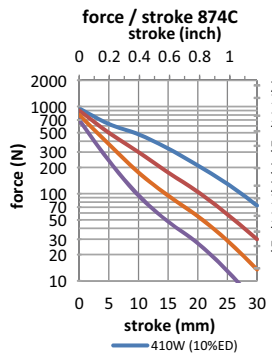
Push Pull Solenoid size 874

Device drawn in energised condition
 plunger options: conical (874C) / flat (874F)
 Life Expectancy (cycles): >2M (-P), >10M (-PE)

Available mechanical options:
 M: metric thread
 F: SAE thread



Mass 3000g
 Plunger (C) 500g
 Plunger (F) 535g
 Leadwires 18AWG, UL1430



Data at 20°C, device connected to heatsink 520x520x3mm aluminum

duty cycle = $\frac{\text{"on" time}}{\text{"on" time} + \text{"off" time}} \times 100\%$			100% cont.	50% or less	25% or less	10% or less
Max. "on" time in seconds			∞	72	43	20
watts at 20°C			41	82	164	410
ampere-turns at 20°			2590	3663	5180	8190
AWG no.	resistance Ω±10% (at 20°C)	number of turns	volts DC			
18	2.54	630	10	15	21	33
19	4.15	828	13	18	26	41
20	6.38	1047	16	22	32	50
21	11.14	1408	20	29	41	65
22	16.8	1723	25	36	51	80
23	25.8	2046	33	46	65	103
24	42.5	2711	41	57	81	128
25	66.3	3279	52	74	105	166
26	105	4151	66	93	131	207
27	165	5190	82	116	165	260
28	261	6500	104	147	208	329
29	422	8340	131	185	262	-
30	664	10230	168	238	336	-
31	968	12410	202	286	-	-
32	1520	15200	259	366	-	-

Insulation Resistance >100MΩ, 500VDC Megger
 Class E (120°C) insulation class

Dielectric Strength 1000VAC, 50/60Hz, 1 minute

Geeplus reserves the right to change specifications without notice
www.geeplus.biz e-mail: info@geeplus.biz